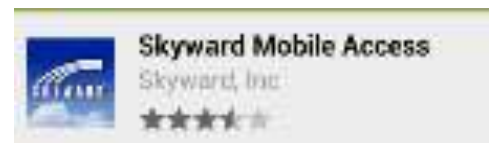


# Skyward Mobile App Setup for Apple/Android Devices



Search for "Skyward" at the app store and install



Find our school district **By School District**, enter Rainier School District, and then select Rainier, WA.

Choose **Student and Business Management**

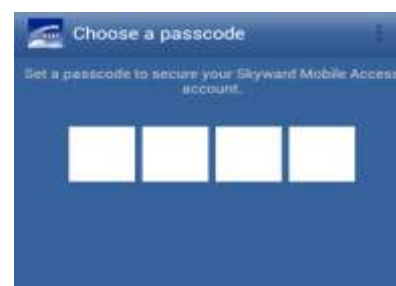


Select **User Name** and enter your district login name.

Select **Password** and enter your district password. **\*\* you will need to update this every time you change your district password**

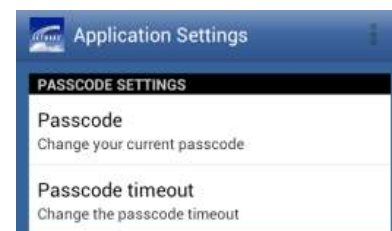
Select the save icon

You will be prompted to set a passcode for your Skyward Mobile account. You will use this, instead of your login id and password, each time you connect to the mobile app.



**Please note:** when you change your district password you will need to go to the account setup page for this app and update your password.

In Application Settings you can change your passcode or adjust the timeout.



Once you are in the Skyward App, this screen should appear:



Click on the circled menu button in the upper right to access your child's information.

